


Overview Beagrip Standard Grippers



MH_H_22D1_SWS_K_PU1

MH_H_22D2_SWS_K_PU1

MH_H_22D3_SWS_Z_PU1

MH_H_22D4_SWS_Z_PU1

MH_H_22D5_SWS_Z_PU1

Beagrip 01.1B

Beagrip 02.1

Beagrip 03.1B

Beagrip 04.1


Beagrip 05.1

TECHNICAL SPECIFICATION / NOMINAL

	BG 01.1B	BG 02.1	BG 03.1B	BG 04.1	BG 05.1	
	Gripping area	Ø 2 mm	Ø 2 mm	Ø 4 mm	Ø 4 mm	Ø 4 mm
	Pillar length	45 µm	70 µm	45 µm	70 µm	160 µm
	Pillar diameter	30 µm	60 µm	30 µm	60 µm	120 µm
	Array specification	1,084 pillars with 50 µm pitch	256 pillars with 100 µm pitch	4,640 pillars with 50 µm pitch	1,124 pillars with 100 µm pitch	276 pillars with 200 µm pitch
	Gripper material	Polyurethane				
	Gripper carrier	Ø4 x 20 mm stainless steel pin (quick changer)				
	Max. adhes. strength @ pickup	140 mN / 14 g	140 mN / 14 g	750 mN / 75 g	700 mN / 70 g	650 mN / 65 g
	Max. compress. load (safety)	1.1 N	1.1 N	1.8 N	1.7 N	1.4 N
	Max. compression (safety)	80 µm	90 µm	90 µm	100 µm	110 µm
	Compr. for max. adhes.	40 µm	40-60 µm	40 µm	40-70 µm	70-90 µm
	Compr. load for max. adh.	0.35 N	0.45 N	0.8 N	0.9 N	1.1 N
	Compr. for pillar buckling	50 µm	-	60 µm	-	-
	Compression for placing	70 µm	-	80 µm	-	-
	Long-term performance	> 250,000 cycles				
	Operation temperature	-20 °C – 65 °C				

The information in this publication has been compiled carefully and to the best of our knowledge within the framework of the quality management system of INNOCISE GmbH. They describe our product with regard to condition and usage, but do not represent a guarantee of specific properties. **Adhesion and long-term performance are given for planar, cleaned glass. Adhesion is only slightly material-dependent, but strongly dependent on the surface roughness of the transfer object.** Long-term performance is given for the standard release mechanisms buckling and shearing as well as machine-guided positioning.

Overview Beagrip Standard Grippers

MH_H_21E2_
SWS_K_PUAMH_H_21E3_
SWS_K_PUA

MH_H_21E4_SWS_Z_PUA

MH_H_21E5_SWS_Z_PUA

MH_H_21E6_SWS_Z_PUA

Beagrip 06.1B
















Beagrip 07.1

Beagrip 08.1B

Beagrip 09.1

Beagrip 10.1

TECHNICAL SPECIFICATION / NOMINAL

	BG 06.1B	BG 07.1	BG 08.1B	BG 09.1	BG 10.1
 Gripping area	Ø 2 mm	Ø 2 mm	Ø 4 mm	Ø 4 mm	Ø 4 mm
 Pillar length	50 µm	50 µm	50 µm	50 µm	200 µm
 Pillar diameter	30 µm	70 µm	30 µm	70 µm	150 µm
 Gripper material	Polyurethane acrylate				
 Backing layer	PE foam				
 Gripper carrier	Ø4 x 20 mm stainless steel pin (quick changer)				
 Max. adhes. strength @ pickup	0.55 N / 55 g	0.55 N / 55 g	3.0 N / 300 g	2.2 N / 220 g	2.1 N / 210 g
 Max. compress. load (safety)	1.75 N	1.5 N	4.5 N	4.5 N	5.0 N
 Max. compression (safety)	500 µm	500 µm	500 µm	500 µm	600 µm
 Compr. for max. adhes.	100 µm	200 µm	200 µm	300 µm	600 µm
 Compr. load for max. adh.	0.45 N	0.65 N	3.0 N	3.0 N	5.0 N
 Compr. for pillar buckling	250 µm	-	250 µm	-	-
 Compression for placing	350 µm	-	350 µm	-	-
 Long-term performance	> 250,000 cycles				
 Operation temperature	0 °C – 60 °C				

The information in this publication has been compiled carefully and to the best of our knowledge within the framework of the quality management system of INNOCISE GmbH. They describe our product with regard to condition and usage, but do not represent a guarantee of specific properties. **Adhesion and long-term performance are given for planar, cleaned glass. Adhesion is only slightly material-dependent, but strongly dependent on the surface roughness of the transfer object.** Long-term performance is given for the standard release mechanisms buckling and shearing as well as machine-guided positioning.